

weddings

Summer 2012
complimentary

by
Heather Brulez Photography

WHAT'S INSIDE:



YOUR WEDDING TIMELINE

8 SANITY SOOTHERS

IN BLOOM: HITCHED
WEDDINGS + EVENTS

PLANNING YOUR ENGAGEMENT
SESSION JUST FOR YOU

CHIC TO CHIC: LESLIE &
MATT'S ELMS RESORT WEDDING

PHOTO ALBUMS:
PRODUCING YOUR OWN
GREATEST HITS





FOREVER AND A DAY

WEDDING PHOTOGRAPHY FOR A LIFETIME

From the moment I picked up a camera for the first time as a little girl to being in high school and capturing the memories for yearbook, I knew I was onto something special. Seeing those bright faces looking forward to the future was the perfect precursor to my career today.

Through years of college courses studying photojournalism and life experiences, the smell of darkroom chemicals was never far away, and my dreams to capture more memorable moments for others ultimately led me to my career as a wedding photographer. After all, what day is more special than your wedding?

In business since 2006, when I'm not caring for two energetic children, I nurture my career and goals to travel America by shooting a certain number of destination weddings annually. Seeing the country while documenting such an important day for clients remains one of my greatest pleasures in both my photography business and in my personal life.

And, as I did for those peers who still reminisce over photographs I took 14 years ago, I look forward to creating unique, beautiful photography with you which will act a window back to your special memories for years to come-- and all with a burning passion for photography, art, and your love for one another.

Embrace the now moments forever.

Yours truly,

Heather Brulez



letters from you



Michelle & Josiah

Heather was such an amazing photographer! We love our pictures from our wedding. She was such fun to work with and helped put us to ease on what can be such a stressful day. I knew I wanted someone with amazing skills to capture my wedding day. So as soon as I stumbled upon her website I knew she was the one! I will cherish these photographed memories forever! I have already made mental notes of how I can use her in the future as well!

Lindsay & Tim

If you are looking for a fun, energetic, creative and highly talented photographer, you have found your match! We barely gave Heather any direction for our big day and we just let her creativity take control. Needless to say, the pictures were amazing and we could not have been any happier with our photos. Not only were we impressed with her, everyone at our wedding commented on how wonderful she was! She captured the traditional wedding photos but also the in between moments. Fabulous all around.

Kaylee & Trevor

The album you created for our wedding was so beautiful! I loved that we had such quality materials to choose from, and your help made the process easy and fun. I can't wait to share you with friends.

My fiancé and I really want to have a night wedding, but I've heard that will spell disaster for our pictures. What do you think we should do?

Go for it! While photographers generally prefer natural light to artificial light for the photographs, you should always do what makes you happy. At Heather Brulez Photography we come equipped to handle any lighting situation and have years of experience with many different venues and circumstances, including night weddings. Because you never have to worry about your images not coming out nicely, go ahead and have your dream wedding and leave the details to us!

I know it's best to take formal photographs before the wedding, but I guess you could say we are old-fashioned. Why do you think taking the formals beforehand is so important?

We definitely pride ourselves in catering to the needs and desires of our clients. That said, we are believers in taking the formal photographs before the wedding, ensuring not only more time to get the best photographs but also getting the formals out of the way by the time you are ready to go to your party. We find that stress levels with brides, grooms, family members and wedding parties is greatly reduced when the formals are taken care of and they can focus on just having fun and being with their guests. Also, depending on the time of day, we may have better light and access to better portrait locations before the ceremony.

We'd love to set aside some time for an engagement shoot. Is this something you do?

We sure do! An Engagement Session is included in each Wedding Collection. We work with you to plan the engagement shoot of your dreams, including location selection and wardrobe recommendations. Additionally, we can even help you design pieces for your wedding using your engagement shoot photos for sign-in boards, guest books, save-the-date cards, thank you cards, table place settings, and much more. Heather Brulez Photography also offers many wonderful album options to help you remember your engagement shoot forever. Be sure to check out page 8 of this issue for more information about planning your own engagement shoot for a lifetime of special memories!

HAVE A QUESTION? We'd love to hear from you and answer your question in a future issue of our studio magazine. Please send your question to heather@heatherbrulez.com.



leslie & matt



I recently had the privilege of photographing Matt and Leslie's gorgeous wedding last Summer at the Elms Resort & Spa. The gorgeous weather matched the theme of the day and of friends and family alike as the two said "I do." Because weddings are a flurry of excitement and special moments between loved ones, family and friends, it is important to not only capture those smiles, demure glances and beautiful flowers; stunning photography also captures the wishes of the client.

How can you be prepared for the biggest day of your life so far? Here, Matt and Leslie share:

THE BEST ADVICE FOR A BRIDE.

"Delegate! As much as you think you can do everything yourself, it is important to pass on a few jobs to your bridesmaids, parents, and fiance. Your loved ones WANT to help, and they will do a good job!"

THE BIGGEST SURPRISE ABOUT THEIR WEDDING DAY.

"Honestly, I was very surprised at how seamless everything came together. Put your trust in your vendors (they know what they are doing), and the wedding of your dreams is possible on any budget."

THEIR FAVORITE PHOTO MOMENT.

"I have two favorite photo moments! The first is the night shot of Matt and I taken outside of the hotel of our wedding. The second is of my mom and I facing each other while I am putting on my dress. I think both of these photos really capture all the emotions of the day."

WHAT THEY LOVED MOST ABOUT WORKING WITH HEATHER BRULEZ PHOTOGRAPHY.


"Heather was extremely easy to work with. She was professional, but at the same time easygoing. The whole wedding party liked her, and she obviously knows what she is doing!"

HOW TO PLAN FROM A DISTANCE.

"If you are planning from a distance like I did, it can be extra stressful. You have to be very organized, cluster your meetings when you come for a visit, and keep your phone at your hip. Experienced and well-qualified vendors are key."

WHICH ONE MOMENT WILL LAST FOR THEM FOREVER.

A moment that will last with me forever has to be when Matt and I were sharing our vows. I have never had so much love for someone, and it was such an indescribable feeling to make those life-long promises to each other."





GETTING MARRIED WITHOUT BEING HARRIED

- *Be sure to have a hair and makeup trial at least a month before your wedding. This will give you peace of mind to know exactly how you will look and give you the opportunity to change things in advance if necessary. Make sure to bring all jewelry to the trial to see how makeup shades work with the pieces.*
- *Have your florist deliver your flowers to where you are getting ready, not the ceremony venue. Since you never know when the mood will strike for a great photo, you'll want your flowers there and ready to go.*
- *Find out what the rules for photographs are at the ceremony location. All venues are different, some restricting the location of photographs and even the times in which they are permitted.*
- *If possible, arrange to have your formal photographs taken before the ceremony. Getting this step out of the way early in the day frees up the rest of your time to spend with your guests. You will be able to go straight to cocktail hour and catch up with loved ones without stress. It's a new age, so it's no longer considered bad luck for the groom to see the bride before the wedding.*
- *Have food delivered to your getting ready location. It may be hectic, but take the time to have a bite before the wedding since it will be a while before you have the opportunity to nourish yourself during the reception.*
- *Prepare an emergency bridal kit with clear nail polish, mints, a sewing kit, stain treater, Visine, safety pins, bobby pins, pain reliever and mini deodorant.*
- *Allowing 50% more time for hair and makeup than you originally anticipated alleviates the number one reason wedding schedules end up running late. This will assure you have plenty of time for all the portraits you want to take before the wedding.*
- *Make sure you discuss a "rain plan" with your venue just in case Mother Nature doesn't see sunshine in the cards.*



A SAMPLE WEDDING DAY PHOTO TIMELINE

A wedding is a whirlwind of events, gone in the blink of an eye. There's little more important to a perfectly executed event than an organized timeline. If you are looking to effectively plan out your wedding day with your wedding coordinator or fiancé, here's a look at a typical wedding photo timeline from our point of view. We are here to help assist you in planning out your day so that you don't miss a beat.

6 HOURS BEFORE THE CEREMONY

You're starting to get ready and I'm most likely heading your direction and having a meeting with my assistant to talk about the details of your day.

5 HOURS BEFORE THE CEREMONY

The bride's hair and makeup should be well underway to leave plenty of time for family and couple photos. We like to arrive by now to capture details and getting ready candid.

4 HOURS BEFORE THE CEREMONY

We need to be capturing the finishing touches of hair and makeup and documenting the bride getting into her wedding dress and the groomsmen making their final preparations with the second photographer.

3.5 HOURS BEFORE THE CEREMONY

We arrange for a "first meeting" for the bride and groom where they see each other before the ceremony. Immediately after this we begin formal photographs with the entire wedding party. We work in a variety of locations and capture a wide range of poses.

1.5 HOURS BEFORE THE CEREMONY

The bride and groom's family formal portraits begin with immediate families. About 30 minutes before the ceremony we stop to allow you to freshen up, collect your things, and make it to the ceremony on time.

30 MINUTES BEFORE THE CEREMONY

Here I coordinate with my assistant and set up any equipment we need during the ceremony. We take a last look around and find where the light is coming from to best document the ceremony. At this time you should have a quick refreshment and take quiet time; you'll want to regroup before all the excitement begins!

30 MINUTES AFTER THE CEREMONY

We arrive at the reception site and immediately begin photographing candid shots of arriving guests and continue into cocktail reception. If there are any additional formal photographs desired we will take this time to finish them in plenty of time for the reception.

45 MINUTES AFTER THE CEREMONY

We enter the dining room before the guests arrive to photograph the cake and floral decor. We also take this time to set up room lights and spotlights if we find they are needed. Right before the guests arrive we touch base with the catering manager or wedding coordinator to see if there were any last minute changes to the reception schedule.

1 HOUR AFTER THE CEREMONY

At this time we strictly document the reception candidly as it unfolds, including the first dances, toasts, dancing, and cake cutting. But don't worry; we are always available for any photo request you may have throughout the evening. Just ask!

4 HOURS AFTER THE CEREMONY

We pack our equipment and prepare for our departure. But first, we will check with you to make sure there aren't any further photos you would like or an overtime request. We may also go outside for a nighttime exposure portrait of the both of you to showcase the beauty of your location at night.

It's helpful to know your other vendors about two weeks before your wedding date to better help us prepare for your wedding day. This form is the last two pages of your wedding photography contract. You can email updated information to heather@heatherbrulez.com. We also like to know of any special do-it-yourself projects, details with personal meaning and details that were gifted by a friend or family member so we can be sure to document everything special.



FROM SHOOT TO ALBUM

The weeks prior to and directly following your wedding planning are busy times. Here at Heather Brulez Photography we value your time with a special timeline which will help you to understand how we are working our hardest to avoid any unnecessary surprises:

Two weeks before your wedding: This is a great time to discuss your wedding day timeline so you can coordinate your plans to friends and family. Your final payment is also due. We'd rather you not have to worry about anything on your wedding day.

Five days before your wedding: We give you a quick check-in call to confirm all the details from the schedule and your wedding timeline.

The day of your wedding: We arrive at the scheduled time and quickly run through the course of the day. Then we coordinate with your family and friends regarding scheduled start times for formal portraits and what to expect.

A week after your wedding: We have a one week goal to have your wedding day blogged with our favorite moments and several images uploaded to Facebook for easy sharing.



Two weeks after your wedding: We deliver your online wedding gallery proofs information.

Six weeks after your wedding: We deliver your physical images on disc as well as an album planning form to help prepare you to choose your favorites for your album.

Eight weeks after your wedding: If you plan to purchase an album, you should return your album planning form to us no later than eight weeks after the wedding so we can begin the album designing process.

Ten weeks after your wedding: We meet for your approval as well as to pick out your favorite components for your album in terms of materials, pages and style. We can also use this opportunity to take orders for portraits, wedding party member gifts, Thank You Cards, Canvas Gallery Wraps, Parent Albums, and any of the other unique keepsakes we offer.

Fourteen weeks after your wedding: Your album and artwork are ready for pickup! At this time we also provide a client care card packet which will ensure a long life for your precious heirlooms.



VENDOR SPOTLIGHT

Hitched Weddings + Events

Last summer I had the pleasure of working with Hitched Weddings + Events for Paul & Kristen's wedding at the Simpson House in Kansas City. I couldn't believe their flower arrangements! The venue was gorgeous before, but it looked as if it was transformed into an enchanted garden once owners Jessica Corbett and Amy Shum put the finishing touches on the arrangements.

Hitched Weddings + Events has been in business for over 3 years and was recently voted Best of Weddings by The Knot brides and featured in KC Weddings Magazine.

To learn more about how Jessica and Amy can transform your wedding venue into a stunning scene, call her at 913-909-1194 and make an appointment to visit the Waldo neighborhood studio.

Heather Brulez
Photography for
Hitched Weddings +
Events. Bouquet shot on
location at Paul & Kristen's
Simpson House wedding.

Hitched Weddings + Events Advice

Jessica and Amy offer up more than beautiful bouquets. Here, they share some of their favorite trends:

"One of our favorite floral trends for 2012 is using a wider color palate to give the flowers a natural and earthy look. We also love the trend of covered vases. Moss covered vases, lace covered vases, and even fabric covered vases create endless opportunities for flexibility in design. As far as coordination advice – One thing I tell every bride at the start of the day is to continuously pause and take mental snapshots of the day. It goes so fast, and it is important to stop and take it all in before it is over. Of course having a wonderful photographer sure helps capture the moment."



STRIKE A POSE

Here at Heather Brulez Photography we pride ourselves in capturing the most natural, candid portraiture possible. This style showcases your day as it was, helping to bring your personalities forward and documenting your day for a lifetime of memories.

While we shoot the majority of our images this way, it's also very important to capture traditional formal portraits as well. These group shots are best immediately when everyone is ready and fresh, right before the ceremony; and since our most important goal is getting you to your wedding on schedule, we allow 3-5 minutes for each desired grouping to ensure maximum results with minimal time. (Make sure all flowers and boutonnieres are delivered on time and affixed to family members and to the wedding party in advance.)

Because we prefer to keep the family formals under an hour, we always build it up and break it down in the most efficient way possible. As time permits, we love to include pictures of the bride and groom with extended family and others as well, since each person has been invited due to close, personal ties with the couple.

If you have ideas for any 'can't-miss' portrait groupings you would like to see photographed during this time, make sure to note them at least two weeks prior to your wedding day. We're happy to work with you to capture all of your special moments!



ALL ABOUT ALBUMS

Your wedding album should be a culmination of all the wonderful memories of the day presented in a beautiful book that tells the story for a lifetime. Because the wedding album process can be a little challenging for busy couples, we provide full album services and convenient online proofing. Choosing from our main album line of gorgeous leather bound books constructed from only the best quality materials and workmanship, we fashioned a professionally designed keepsake complete with slip cover and protective box for decades of enjoyment. And since our premium line is also guaranteed for life against wear and tear, you will never have to worry about your precious memories falling into disrepair.

Parent Albums

Albums aren't just for couples anymore. Our parent albums are the perfect gifts to present to the parents of the couple after the wedding. Each parent album can be a clone of the bride and groom's book or custom-designed to your liking. All cover and design options we offer for bride and groom books are also available for parent albums.

Design Services


Never worry about design; Heather Brulez Photography includes full design services for each album purchased. We will meet with you after the wedding to discuss your favorite images and plan your special album. You'll be able to make album design changes throughout the process.

Album Options

Our albums come with 20, 40, and 50 pages, and are available as 8x8, 10x10, 12x12, 8x12, and 10x15 sizes. Parent albums are also available as 5x5 or 8x8 sizes. Covers are available in soft leather, grained leather, Japanese silk or custom photo covers. Ask about monograms and cover cameos, both beautiful ways to personalize your book.

Cover Options

Our albums come in a variety of colors and materials to perfectly match your wedding's theme. You can also personalize with your names, date and photos from your wedding day.





Engagements are so engaging. Romance is in the air and the anticipation of a lifetime together comes to a crescendo in the rush during the Weeks leading up to your wedding, causing you to wonder: Is an engagement shoot necessary? After all, your wedding pictures share the beginning of your life, right?

Shooting an engagement is important for several reasons. First, this time allows you to get comfortable in front of the camera with your photographer, figuring out how you work best together before the wedding. Next, you can showcase your personalities in a more casual

setting, while creating some fun captures for wall portraits, your wedding sign-in book, sign-in board and Thank You cards (shot early enough, we can also provide the images for your Save the Date cards and invitations). Images also add another dimension to your wedding album, chronicling the story from engagement to your wedding day.

Best of all, you can remember this special time forever away from the throngs of loved ones and friends. This is your time together.



Great engagement shoot ideas:

♥ **At the place he proposed:** After all, what better way to capture an engagement than the place it all started!

♥ **At your favorite restaurant:** Meaningful memories happen with food, ambiance and your special song playing in the background.

♥ **Doing your favorite activity:** You both enjoy playing checkers. What better way to capture your personality than in the heat of game play, the agony of defeat, or the comedy of contemplating your next move?

♥ **Where you first met each other:** Whether your first meeting was a discussion at the library or fumbling for the door at the local coffee shop, going back to your beginnings is a marvelous memory.

♥ **Images with your pet:** What better way to capture your new family than by including a beloved shared pet in your session?

♥ **Your favorite skyline:** Your city is beautiful at any time of the year, and the skyline shares where you live now, a beautiful location that might change with time.

♥ **A downtown urban session:** Fun and funky, pictures in alleyways or in otherwise undiscovered locations of your area make for a more intimate view of the city.

♥ **An amusement park:** Nothing says fun like the Tilt-A-Whirl to go with your whirlwind romance.

♥ **A local landmark:** Your local city is full of tourist locations that lend well to showing off your city with artistic portraits too!

♥ **Vintage-styled, with old furniture and funky clothes:** Bring out your nostalgic or avant garde side with some dramatic, edgy modern shots coupled with retro stylings.

♥ **At your favorite, cute coffee shop:** Quirky and cozy, local mom and pop shops are a great way to take a quick break to refuel and to catch some local, architectural shots with you in the process.

♥ **Seasonal:** Catch the nuances of the seasons, including everything from a winter wonderland, to leaves of fall, to flowers in spring, to the lush, green summers in nearby beautiful fields and forests. Don't forget the great, wide countryside for a rustic occasion.





"Heather Brulez Photography took the most meaningful pictures I could have ever hoped for, including the moment when Dad wiped a tear from his eye while Don and I exchanged rings."

--Stacy

heatherbrulez
photography

913-948-3918
heatherbrulez.com | heather@heatherbrulez.com